



## 7. ***Enamelling and Recessing with Engine Turning***

### **A Tiny Recessed Flower Pot**


Part of a larger objet d' art, this miniature 18ct gold flower pot was recessed, turned and enamelled in the style of a large conservatory planter. The gold pot stands about half an inch high.



*The tiny workpiece has been stuck with wax onto a steel bar and centred to run true. The steel bar is held in a collet in a pencil chuck head, set at an angle held by a two jaw chuck on a straight line machine. The recessing is done by freeing the pencil chuck worm wheel on the head from its worm and just rotating the handle as we would if cutting the trim on a pen tube.*



*Finishing the recess The straight line machine, using the head of a pencil chuck to hold it was quicker than using a rose engine because the pattern in the recess was to run vertically and was cut on the same chuck Only a 90 degree turn of the Sunray wheel was required to reset from recessing to cutting the engine turned lines which run vertically*



*The recessed prepared pot set up ready for the fine vertical lines The tool slide-way can be seen in the lower right of the picture, but the tool slide itself has been withdrawn to clear the view*